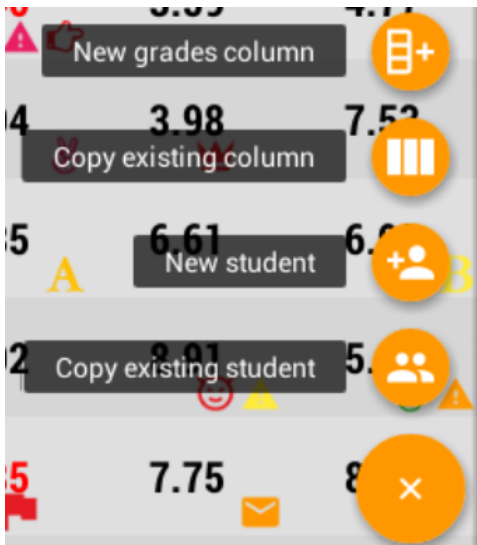


Calculated grades

In order to make auto calculated grades you first must have a “calculated grade type”. Take a look to [this article](#) to find out how to do it.


To create a calculated grade:



1. Add a new column in main grades window. Click on button and then “**New grades column**”:



2. Type the title of the calculated grade. In “**Grade type**” section select the calculated grade type:

Add Column

Final grade 

Subtitle  



Grade type:
Final (Calculated) ▼

Grade symbol:
--None-- ▼

Grade color:
--None-- ▼

Second chance of:
--None-- ▼

Show percentage OFF

Color:  

Hide:

Protect OFF

Quick comments: -- Select a comment -- ▼

Cancel OK

3. A new column with a calculator icon will be created:





4. If you want to make the column wider, click on the column name and change the width at the bottom of the window.
5. To set the calculations click on the **white calculator icon**.
6. The first step is to add new columns from any term you want. The calculation will be made with the selected columns:

Calculation: Nota final


Add Column	Average	Sum	Subtract
MIN	MAX	MULT	DIV

1ª Evaluación/Trimestre

A1	50.0 %	
A2	50.0 %	

Cancel Calculate

7. Type your desired percentages to do a weighed average, or use the buttons.

8. The  icon to delete the row.





BUTTONS




- **Add column:** to add columns to do the calculation
- **Average:** do the average of all columns
- **Sum:** to sum all columns
- **Subtract:** to subtract all columns
- **MIN:** the minimum value of all columns
- **MAX:** the maximum value
- **MULT:** multiply all the columns
- **DIV:** divide all the columns

EXAMPLES

1. Button "Average":

A1	<u>25.0 %</u> 	$\frac{A1+A2+A3+A4}{4}$
A2	<u>25.0 %</u> 	
A3	<u>25.0 %</u> 	
A4	<u>25.0 %</u> 	





2. Button "Sum":

A1	<u>100.0 %</u> 	A1+A2+A3+A4
A2	<u>100.0 %</u> 	
A3	<u>100.0 %</u> 	
A4	<u>100.0 %</u> 	




3. Button "Subtract":

A1	<u>-100.0 %</u> 	-A1 - A2 - A3 - A4
A2	<u>-100.0 %</u> 	
A3	<u>-100.0 %</u> 	
A4	<u>-100.0 %</u> 	





4. Button "MIN":

A1	<u>MIN %</u> 	MIN(A1, A2, A3, A4)
A2	<u>MIN %</u> 	
A3	<u>MIN %</u> 	
A4	<u>MIN %</u> 	





5. Button "MULT":

A1	<u>-100.0</u> % 	A1*A2*A3*A4
A2	<u>-100.0</u> % 	
A3	<u>-100.0</u> % 	
A4	<u>-100.0</u> % 	

6. Button "DIV":

A1	<u>DIV</u> % 	A1/A2/A3/A4
A2	<u>DIV</u> % 	
A3	<u>DIV</u> % 	
A4	<u>DIV</u> % 	





7. Weigthed average (I):

A1	<u>10.0</u> % 	$0,1*A1+0,4*A2+0,3*A3+0,2*A4$
A2	<u>40.0</u> % 	
A3	<u>30.0</u> % 	
A4	<u>20.0</u> % 	

8. Weigthed average (II):

A1	<u>10.0</u> % 	$(0,1*A1+0,4*A2+0,5*A3)+A4$
A2	<u>40.0</u> % 	
A3	<u>50</u> % 	
A4	<u>100</u> % 	

9. Weigthed average (III):

A1	10.0 % 	(0,1*A1+0,4*A2+0,5*A3) - A4
A2	40.0 % 	
A3	50 % 	
A4	-100 % 	

10. You can calculate grades from other calculated grades:

$$C1=A1/A2$$

$$C2=(A3+A4)/2$$

$$C3=C1+C2$$

C1, C2 y C3 are calculated grades.

Create a calculated grade type

Prior to add calculated grades, you must have at least one “calculated grade type”.

To create a new “calculated grade type”, go to menu -> **Academic Settings -> GRADE TYPE:**

GRADE SYMBOL	GRADE TYPE
--------------	------------



- Numeric
- Calculated

Final

- Counter
- Free Text



Click on button to add a new calculated grade type:

Add grade type

Grade type: Calculated

Passed 5.0 Minimum value to pass

Name: My calculated grade type

Minimum: 0.0

Maximum: 10.0

Decimals: 2

Rounding type: None

CANCEL OK

- **Grade type:** select *“Calculated”*.
- **Name:** type a name.
- **Minimum and maximum:** the range values of the grade.
- **Passed:** the minimum value to pass.
- **Decimals and rounding type:** select the number of decimals and the rounding type.

Now you can do auto calculated grades on the main grades screen. See this [this article](#) to find out how to.