




Grade Types

You have several grade types to assess. You can add or edit grade types from menu -> **Academic Settings** ( icon), then go to “**GRADE TYPE**” tab:

GRADE SYMBOL	GRADE TYPE
	
∨	Numeric
∨	Calculated
∨	Counter
∨	Free Text
∨	Icon
∨	Attendance
∨	List values
∨	Rubric

Press on  button to add a new grade type:

Add grade type

Grade type: Numeric ▼

Passed 5.0 Minimum value to pass

Name: My grade type

Minimum: 0.0

Maximum: 10.0

Decimals: 0 ▼

Rounding type: None ▼

CANCEL OK

- **Numeric:** used to type numerical grades.
- **Calculated:** to do auto calculated grades. To do averages and final scores. See this [this article](#) for more info.
- **Counter:** this grade type is used to increment or decrement an integer value.
- **Free text:** you can enter any custom text associated to a numerical value.
- **Icon:** you can use icons as numerical grades.
- **Attendance:** you can calculate an score according to the student's attendance.
- **List values:** you can creat a list of values and select any item when scoring a student.
- **Rubrics:** you can asses with rubris. On the main grade screen, when editing the grade you will see the criterias.